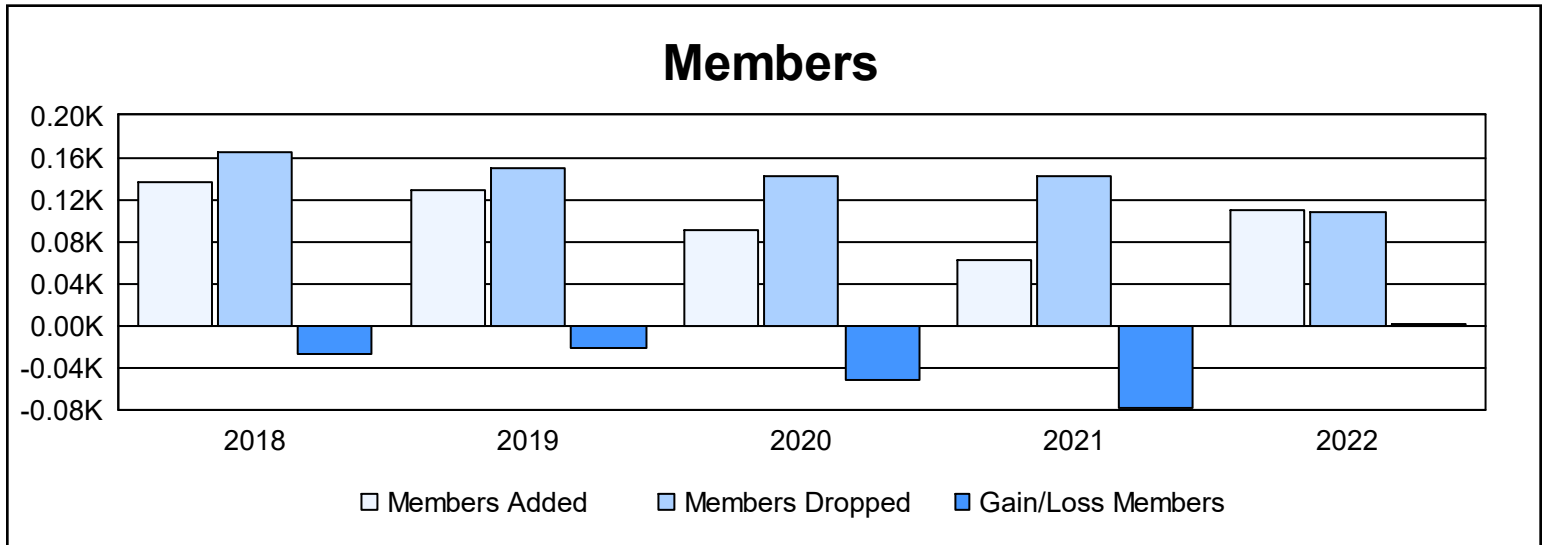
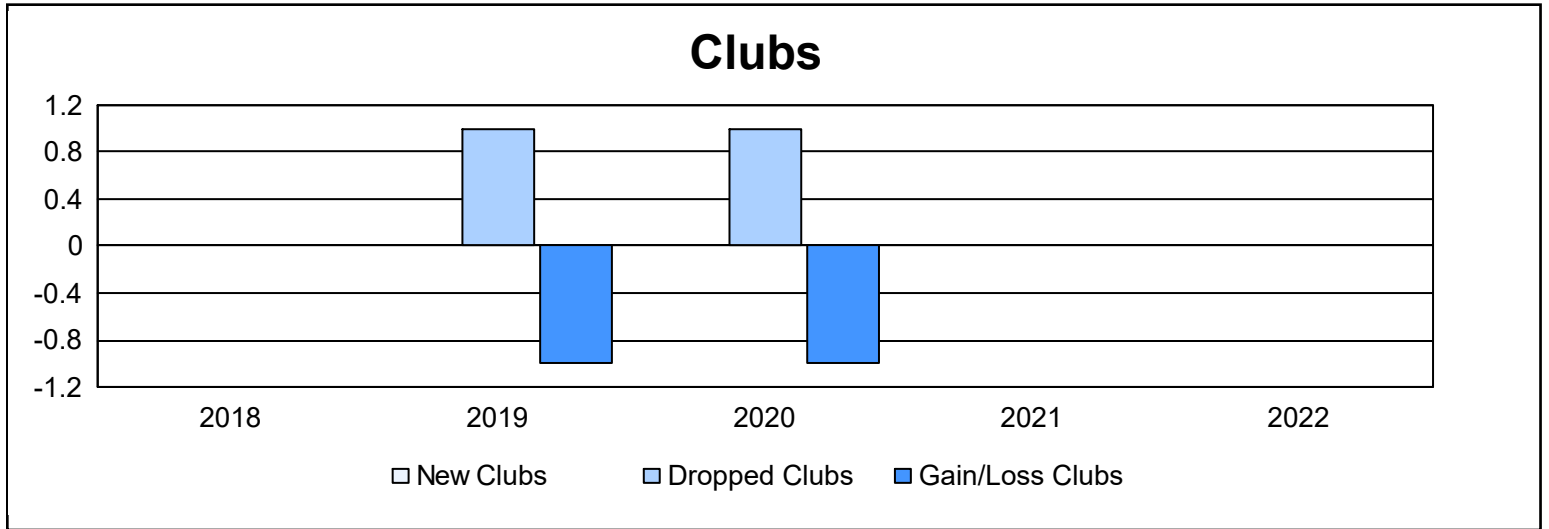
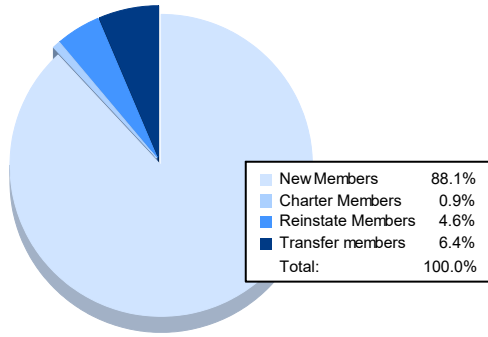


Year	New Clubs	Dropped Clubs	Gain/ Loss Clubs	New Members	Charter Members	Reinstate Members	Transfer Members	Total Member Added	Total Members Dropped	Gain/ Loss Members
2017-2018	0	0	0	115	0	10	12	137	165	-28
2018-2019	0	1	-1	108	0	9	11	128	149	-21
2019-2020	0	1	-1	76	1	4	9	90	142	-52
2020-2021	0	0	0	53	1	4	5	63	142	-79
2021-2022	0	0	0	96	1	5	7	109	108	1
<b>Average</b>	<b>0</b>	<b>0</b>	<b>0</b>	<b>90</b>	<b>1</b>	<b>6</b>	<b>9</b>	<b>105</b>	<b>141</b>	<b>-36</b>



### Membership Composition June 2022 Cumulative



### Gender Composition June 2022 Cumulative

